



*PSB Academy
January 2017*

Disclaimer

All business names, logos and images mentioned and used in this proposal/document are solely for this presentation purpose only. They remain the trademarks and copyrights of their respective holders. No part of this document, be it in part or full, is to be reproduced in any manner, be it electronic or hard copies. idstats would not be liable for any infringement of copyrights, trademarks, service marks or other proprietary or intellectual property rights arising out of materials used in this document.

This survey was commissioned and paid for by PSB Academy but is fully undertaken by idstats in execution from start to end including this summary report.

- ❑ **Target Audience:**
 - ❑ PSB Academy graduates – Batch 2016 (Graduation date: May 2016 to December 2016)
 - ❑ **Methodology:** Online survey via unique link sent to all eligible graduates.

- ❑ **Fieldwork period:** 31st July – 31st August 2017

PSB Academy graduates module	
	FY2017
Total Invites Sent	1890
Total Interviews Completed	290
% Response Rate	16%

Note: PSB Academy data has been weighted for each year to reflect the graduate universe of the corresponding year. Data across the years has been weighted for the following metrics part time versus full time, local versus international. Certificate has not included in the 2017 analysis due to very low base size.

Following student segments were not included in the 2017 survey:

- Students who graduated, progressed and are still studying with PSB
- Students who graduated, progressed and withdrew




Employment success rate (Graduate who gained employment within 6 months after graduation)


2017

Overall

76% (w:154)



Full-time Local Degree Graduate 76% (w:27)



Level 4 : Results : Employment Success Rate (*Graduates who gained employment within 6 months after graduation).

Base: Graduates who gained employment within 6 months + those who gained employment more than 6 months + not working (but actively seeking job) for more than 6 months

Graduates who get a job within 6 months of graduation

Part time

77

■ 2017(w:46)

Degree

80

■ 2017(w:69)

Local

75

■ 2017(w:88)

Full time

76

■ 2017(w:108)

Diploma

78

■ 2017(w:69)

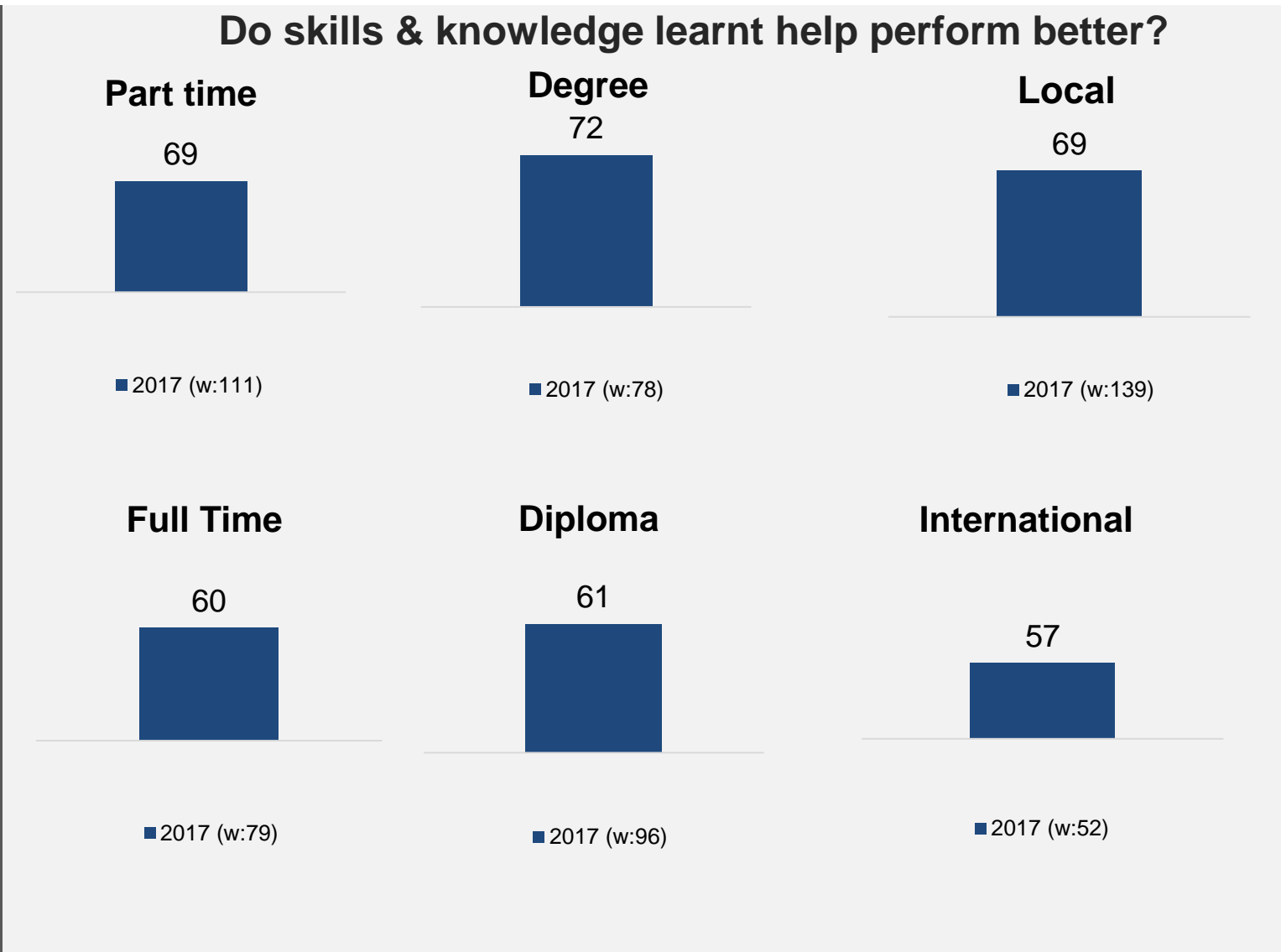
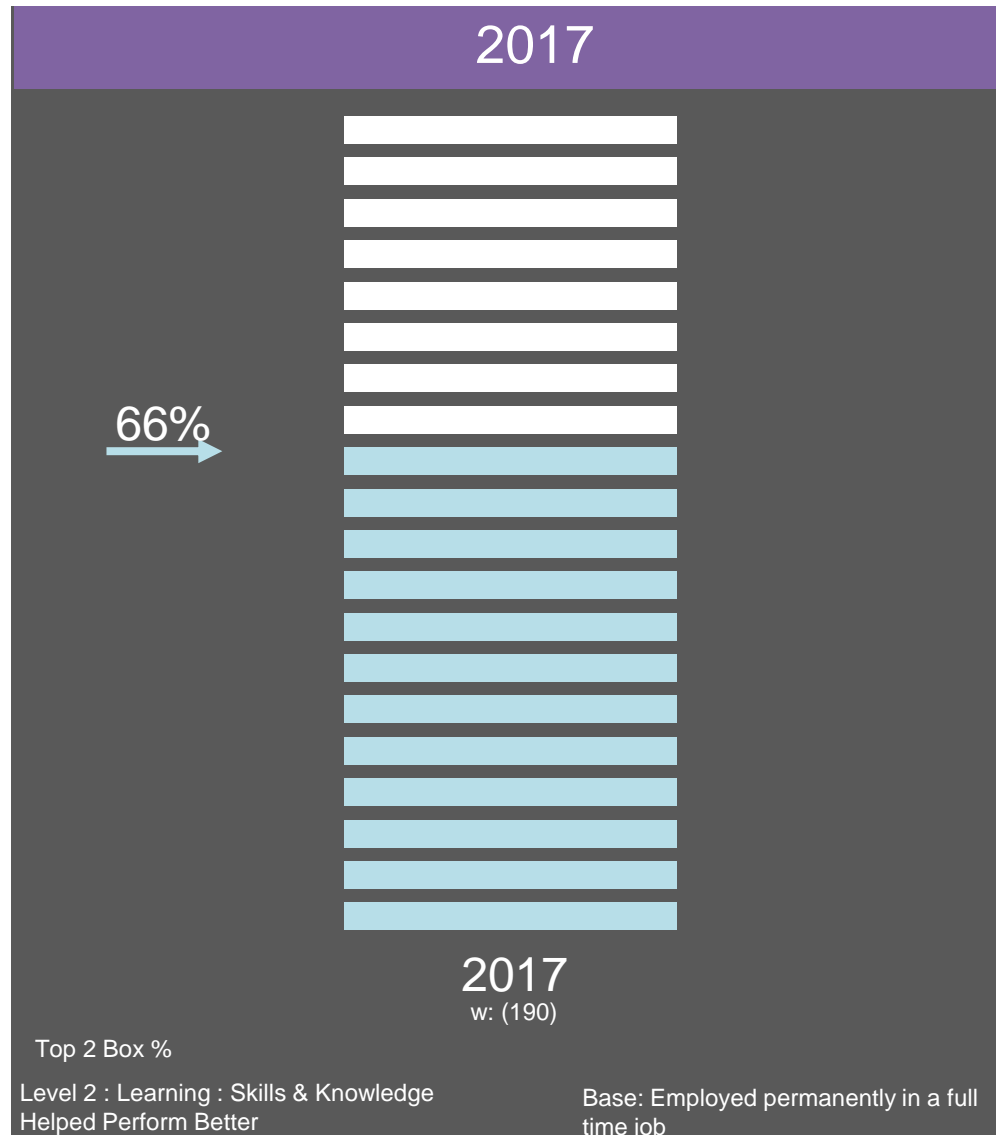
International

77

■ 2017(w:65)

Q. Which of the following best describes your Activity Status as of 1st July 2017? | Q. After graduating from the last programme you enrolled in at PSB Academy, how long did it take you to find a job?

More than 3 in 5 respondents indicated that the skills and knowledge acquired at PSB helped them perform better



Q. To what extent do you agree with each of the following statements? Five point Scale. The skills and knowledge acquired at PSB Academy helps me to perform better in my present job

Thank You

idstats

31 Rochester Drive
Level 24

Singapore 138637

Tel : (65) 6808 8760

Web : www.idstats.co